


TRITON



**MITSUBISHI
MOTORS**

Drive your Ambition

POWER FOR ADVENTURE

Rugged gets redefined with this powerful and luxurious off-road
workhorse. Experience a new kind of tough with the Next-Gen TRITON.
Ready to tackle the toughest terrains, new adventures, and a new lifestyle.

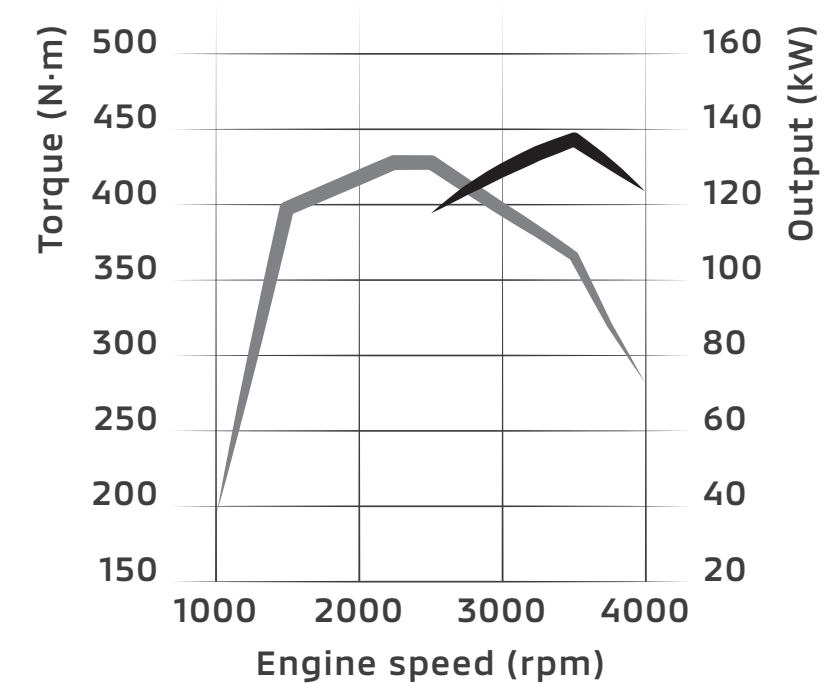


POWERFUL, CONFIDENT AND READY TO GO



Our new 2.4L Turbo Diesel Engine

Experience powerful acceleration and responsive performance with 135kW power and 430N·m torque.





UNLEASH ADVENTURE ON ANY ROAD

Go anywhere with the best-in-class off-road performance, honed through rigorous testing and rallies in harsh conditions worldwide.




Super Select 4WD-II

MITSUBISHI MOTORS' one and only Super Select 4WD-II system provides exceptional all-terrain performance which includes 4H (full-time 4WD) that delivers great stability even on wet surfaces, and outstanding cornering performance even on dry pavement.

	2H 2WD		4H Full-time 4WD
	4HLC Centre Diff Locked 4WD		4LLC Low Gear Centre Diff Locked 4WD

7 DRIVE MODES



SNOW



NORMAL



ECO



GRAVEL



MUD



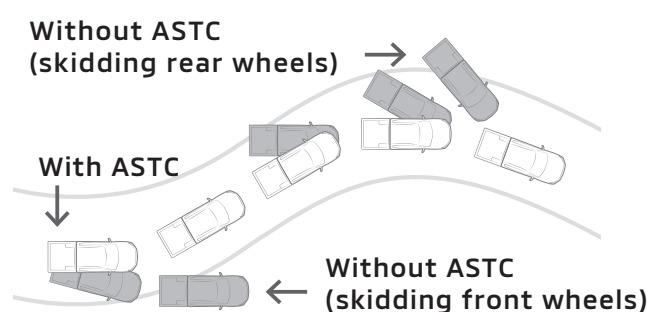
SAND



ROCK

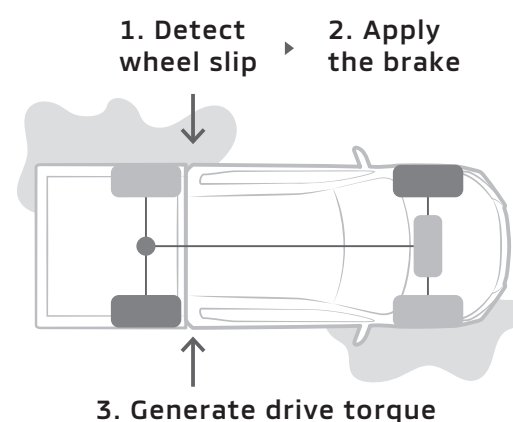
TOTAL CONFIDENCE.

TOTAL CONTROL.



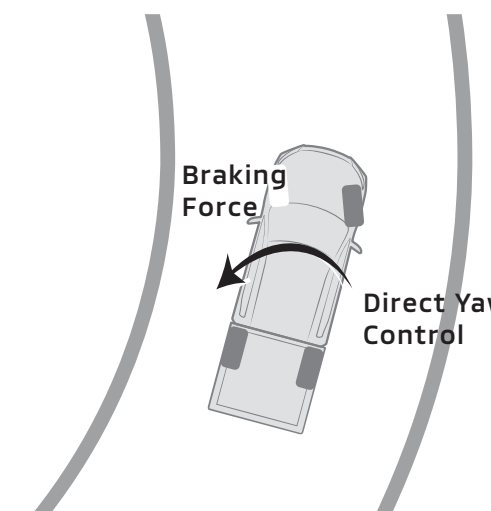
Active Stability and Traction Control [ASTC]

ASTC applies brake force while cornering to maintain vehicle stability and optimise traction to prevent torque loss. The system adjusts engine output and applies brake force to spinning wheels as needed.



Active Limited Slip Differential (Brake Control Type)

Helps prevent wheel spin on slippery roads by applying brake force to spinning wheels, ensuring better control and road grip.



Active Yaw Control [AYC]

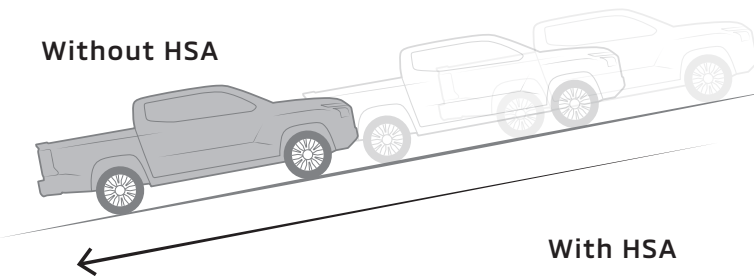
The AYC system helps you precisely handle slippery roads with gravel and snow, turning the car just as you want - an exciting driving experience for those who enjoy sporty or off-road driving.

FREEDOM TO EXPLORE


THE NEXT FRONTIER



Without HSA

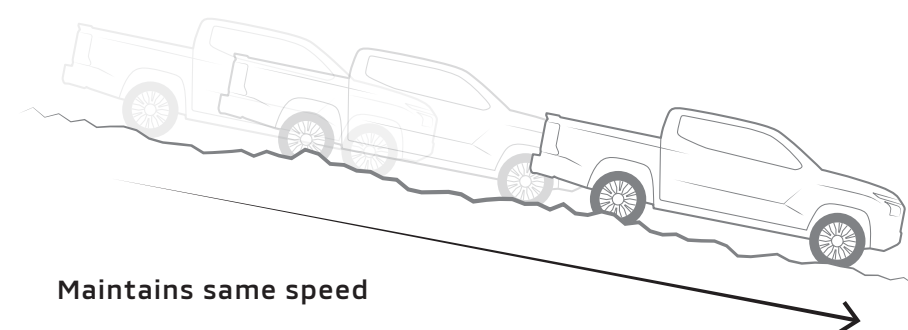


With HSA



Hill Start Assist [HSA]


HSA helps prevent rolling backward on steep slopes by maintaining braking force for up to two seconds after the brake is released. This helps ensure a safe start until the accelerator is applied.



Maintains same speed

Hill Descent Control [HDC]

HDC applies brakes and maintains speed when travelling downhill for safer steering without manual brake application. Activates at 2-20 km/h in automatic, and in 1st gear at 3-20 km/h in manual vehicles.



New Chassis Frame

The chassis frame is built with high-tensile materials to withstand tough terrain and ensure reliable performance in any condition. It's the foundation of outstanding driving performance and ride comfort on any terrain.



Completely Redesigned Suspension System

The completely redesigned front and rear suspension systems enhance driving performance and comfort by providing superior handling on various road types.



Front suspension

BUILT TO GO ANYWHERE



COMFORT OUTSIDE YOUR COMFORT ZONE

As soon as you sit in the Next-Gen TRITON driver's seat, you are connected to the car and the road, ready to go anywhere and everywhere.

The interior is designed for comfort during long trips, with advanced technology and a thoughtfully crafted living space that enhances your ability to enjoy your ride, no matter where the journey takes you.



8-inch Infotainment System

Enjoy a stress-free and enjoyable time with the intuitive and convenient 8-inch infotainment system that comes with smartphone connectivity and an easy-to-see display.

Combination Meter

The new 7-inch multi-information display puts all the necessary information in front of you, allowing you to easily understand the vehicle's status at a glance. The new meter display also makes recognition effortless.



MAPS • MUSIC • PHONE • Siri
• MESSAGES • APPS

Note: Apple CarPlay is a trademark of Apple Inc., registered in the U.S. and other countries.

For more information:
www.apple.com/ios/carplay/



MAPS • MUSIC • PHONE • GOOGLE ASSISTANT
• MESSAGES • APPS

Note: Google, Google Assistant, Android, Android Auto and other related marks are trademarks of Google LLC.

For more information:
www.android.com/auto/



SPACE TO SHARE AND ENJOY



Seat Comfort

Enjoy enhanced comfort during long rides with the newly designed seats inspired by our rally heritage. The seats provide excellent body support, allowing you to focus on driving and enjoy the journey.



Upgraded Air Conditioning

Stay cool and comfortable even on hot days with the improved A/C system. The front A/C unit provides exceptional cooling performance to keep you refreshed during your drive. Plus, the rear air circulator keeps passengers comfortable with airflow adjustable to their personal preferences.

MODERN INTERIOR

FOR PROFESSIONALS

User-Friendly Components


The interior is designed to enhance your driving experience with user-friendly components that are intuitive to use, with every detail crafted with your comfort and convenience in mind.



Comfortable and Easy-to-Grip
Steering Wheel



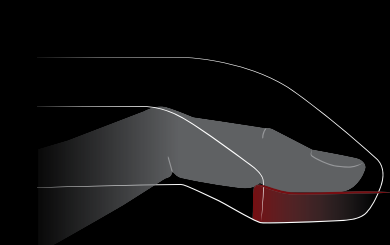
Thumb rest area
when gripping softly



Secure grip for fingers



Glove-Friendly and Intuitive Air
Conditioning Switches



Soft-to-Touch and 3D-Shaped
Intuitive Door Handles

Convenient Tech and Storage Solutions

Make your drive convenient and enjoyable with an interior equipped with tech and storage solutions. Stay organised with ample storage space for all your items.



Smartphone
Wireless Charger



Rear USB Ports
(A&C Type)



Upper Glove Box

**Big and Practical
Cargo Space**

Easily carry all your essentials, including a euro pallet, with the versatile cargo bed. It's designed to handle everything you need and more.



Practical Features



Wide Side Step

Designed to provide slip-resistant footing for safe and easy entry and exit from the vehicle, even in wet or slippery conditions.



Rear Bumper Corner Shape

The rear bumper corner allows for more foot space when the tailgate is open, and it has the largest step area in its segment.



2x4 Lumber Attachment

Easily divide your cargo space with the 2x4 lumber attachment.



Rear Inner Hook Placed Low

Low-placed rear inner hook allows for easy and secure tie-down of loads.



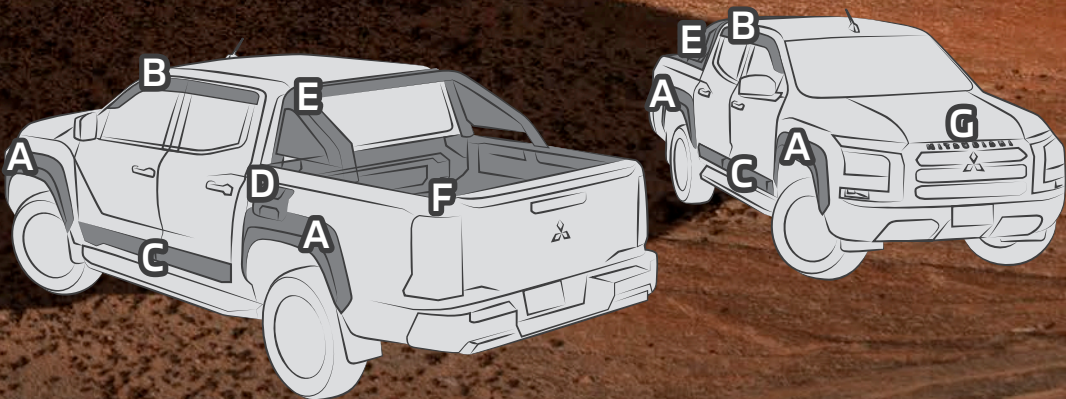
THE ULTIMATE WORKHORSE

THAT GETS THE JOB DONE

Note: Some equipment may vary by market. Please consult your local MITSUBISHI MOTORS dealer/distributor for details.

STRONGER. STURDIER. TOUGHER.

There's no limit to how tough you can be. Reach new levels of toughness and make your Next-Gen TRITON even more capable – and truly your own.



- A. Fender Arch Moulding
- B. Side Window Deflector
- C. Side Door Garnish
- D. Fuel Lid Garnish
- E. Sport Bar
- F. Bed Liner
- G. Grille Emblem



Scan to
learn
more.

Why Genuine Accessories?

We design and test our genuine accessories to seamlessly integrate with our vehicles for safety, functionality, and durability. Our accessories comply with regional regulations and are available globally, thanks to our strong development, procurement, and Japanese manufacturing tradition.



DESIGN

We design and develop our genuine accessories alongside our vehicles to ensure they harmoniously and seamlessly integrate with the vehicle's original design.



SAFETY

We rigorously test all our genuine accessories to meet safety standards and ensure they work seamlessly with the vehicle's advanced safety equipment.



DURABILITY

We test our genuine accessories under various conditions for durability, which is essential for safety. If any issues arise, we analyse them to improve both the accessories and the vehicle itself.



FUNCTIONALITY

We design our accessories to improve vehicle functionality and meet regional requirements, whilst also considering how they work with advanced safety features.

Note: These accessories are not covered by the vehicle warranty and are subject to the conditions of the accessory warranty. For warranty conditions regarding these accessories, please contact an authorised MITSUBISHI MOTORS dealer. Some equipment may vary by market. Please consult your local MITSUBISHI MOTORS dealer/distributor for details.

VARIATIONS

DOUBLE CAB
GLS

[2WD] 6AT
[4WD] 6MT / 6AT



Leather

Image shows AT model (2WD)

DOUBLE CAB
GL

[4WD] 5MT



Fabric (with stitch)

SINGLE CAB
GL

[2WD] 5MT
[4WD] 5MT



Vinyl

Image shows MT model (4WD)

Note: Vehicles with genuine leather seats use synthetic leather for parts of the seat surface, sides, backside, headrest, rear centre armrest, and door trim fabric. Some equipment may vary by market. Please consult your local MITSUBISHI MOTORS dealer/distributor for details.

BODY COLOUR



Yamabuki Orange Metallic [M14]



Graphite Gray Metallic [U28]



Blade Silver Metallic [U33]



Impulse Blue Metallic [D23]



White Solid [W19]



White Diamond [W85]

	Single Cab	Double Cab
Yamabuki Orange Metallic [M14]	-	<input type="checkbox"/>
Graphite Gray Metallic [U28]	<input type="checkbox"/>	<input type="checkbox"/>
Blade Silver Metallic [U33]	<input type="checkbox"/>	<input type="checkbox"/>
Impulse Blue Metallic [D23]	-	<input type="checkbox"/>
White Solid [W19]	<input type="checkbox"/>	-
White Diamond [W85]	-	<input type="checkbox"/>

SEAT MATERIALS



Vinyl



Fabric (with stitch)



Leather

	Single Cab	Double Cab
Vinyl	<input type="checkbox"/>	-
Fabric (with stitch)	-	<input type="checkbox"/>
Leather	-	<input type="checkbox"/>

Note: Colours shown may differ slightly from actual colours due to printing process. Please consult your local MITSUBISHI MOTORS dealer/distributor for actual colours. Leather seats include synthetic leather on the sides, rear, partial seating surfaces and head restraint (also on rear centre armrest sides, door armrests and door trim, etc.). Some equipment may vary by market. Please consult your local MITSUBISHI MOTORS dealer/distributor for details.

TRITON

NEXT-GEN

Single Cab Standard and Optional Equipment

- Standard
- Not available
- Optional



Models		GL	GL
Engine Detail		2.4L DI-SC	2.4L DI-SC
Type		2WD	4WD
Transmission Type		Manual	Manual
General			
Transmission Type		5 speed	5 speed
Max. Output:		81kW@4000rpm	81kW@4000rpm
Max. Torque:		200Nm@1000-3750rpm	200Nm@1000-3750rpm
Engine Type:		DOHC Intercooled Turbo	DOHC Intercooled Turbo
Ground Clearance:		200mm	221mm
Fuel System:		Common Rail Direct Injection	Common Rail Direct Injection
Fuel Tank Capacity:		75L	75L
Drivetrain and Chassis			
2WD		■	-
Easy Select 4WD		-	■
Super select 4WD-II		-	-
Rear differential lock (without limited slip differential)		-	-
Front suspension (Double wishbone with coil spring)		■	■
Rear suspension (Nomal type)		-	-
Rear suspension (Elliptic leaf spring)		■	■
Rear suspension (Heavy duty type)		■	■
Front ventilated disk brake, 2-pot (diameter: 275mm)		■	-
Front ventilated disk brake, 2-pot (diameter: 290mm)		-	■
Front ventilated disk brake, 2-pot (diameter: 320mm)		-	-
Rear drum brake (10-inch)		■	-
Rear drum brake (11,6-inch)		-	■
Tyre and Wheel	195R15C 8PR 106/104R with 16-inch steel wheels (Silver)	■	-
	205R16C 8PR 110/108R with 16-inch steel wheels (Silver)	-	■
	265/60R18 (All-season tyre with 18-inch alloy wheels (Silver) Spare: 265/60R18 (All-season) tyre + 18-inch alloy wheel (Silver)	-	-
Driving Performance			
Drive Mode		-	-
Active Yaw Control [AYC]		-	-
Hill Start Assist [HAS]		■	■
Exterior			
Windscreen glass (Laminated glass with UV ray reduction)		■	■
Front bumper	Material black	■	■
	Gloss black	-	-
Front bumper garnish	Chrome	-	-
Front fog light bezel	Chrome	-	-
Front grille	Material black	■	-
	Colour-keyed	-	-
Wiper	Front windscreen - Variable Intermitt wiper (2-speed)	■	■
	Rain-sensing windscreen wiper	-	-
Windscreen washer (Nozzle type)		■	■
Rear window defogger with timer		-	-
Side step	Material black	-	-
	Sliver painted	-	-
Side door garnish (Material black)		■	■
Outer door handle	Material black	■	■
	Chrome	-	-
Door mirror	Electrically adjustable	-	■
	Heated Power folding mirror	-	-
	Material black	■	■
	Chrome	-	-

Models		GL	GL
Engine Detail		2.4L DI-SC	2.4L DI-SC
Type		2WD	4WD
Transmission Type		Manual	Manual
Exterior			
Rear body guard frame		■	■
Rear bumper		-	■
Rear spoiler		-	-
Rear gate handle	Bar type	■	■
	Pull-up type	-	-
	Material black	-	-
	Chrome	-	-
Rear gate lock		-	-
Cargo bed	Outer hook x12	■	■
	Inner hook x4	■	■
Towing hook (Front)		■	■
Cockpit			
Multi-information display	3.5-inch colour LCD display	■	■
	7-inch colour LCD display	-	-
Urethane steering wheel (3-spoke type)		■	■
Leather-wrapped steering wheel (3-spoke type)		-	-
Tilt and telescopic steering wheel		-	-
Gearshift Knob (Leather-wrapped)		-	-
Gearshift lever boot (Synthetic leather with stitch)		-	-
Parking brake lever		■	■
Release switch	Material	■	■
	Chrome	-	-
Seat			
Seat material	Vinyl	■	■
	Fabric with stitch	-	-
	Leather	-	-
Driver seat	Manual adjustable seat (Sliding, reclining)	■	■
	Manual adjustable seat (Sliding, reclining, single-height, lever type)	-	-
	Power seat (Sliding, reclining double-height, lumbar support)	-	-
Passenger seat	Manual adjustable seat (Sliding, reclining)	■	■
Seatback pocket with multiple pockets		-	-
Front seat height adjustable headrest		■	■
Rear centre armrest (with cup holder)		-	-
Interior			
Instrument panel accent	Material back	■	■
	Synthetic leather wrapped without stitch	-	-
Upper glove box	without lid	■	■
	with lid	-	-
Lower glove box		-	-
Floor console	Material Black	-	-
	Colour-keyed	-	-
Floor console box	with lid	-	-
	with lid (Synthetic leather)	-	-
Cup holder for floor console x2		■	■
Central door locking system		-	■
Speed sensing automatic central door lock		-	■
Child safety lock		-	-
Remote keyless entry		-	-
Keyless Operation System [KOS]		-	-
Inner door handle	Material black	■	■
	Satin chrome	-	-

Models		GL	GL
Engine Detail		2.4L DI-SC	2.4L DI-SC
Type		2WD	4WD
Transmission Type		Manual	Manual
Interior			
Front door armrest	Material black	■	■
	Synthetic leather without stitch	-	-
	Synthetic leather with stitch	-	-
Power window switch panel (Material black)		-	■
Driver side door power window switch (Auto up/down and anti trap-fuction)		-	■
Passenger side and rear door power window switch (Up and down)		-	-
Key-off timer fuction		-	■
Room light	Front (Bulb)	-	-
	Rear (Bulb)	-	-
Front map light (Bulb)		-	■
Sunglass pocket		-	■
Floor carpet	Vinyl	■	■
	Needle punch	-	-
Sunvisor x2	Vanity mirror with lid and ticket holder (Driver's side)	■	■
	Vanity mirror with lid (Passenger's side)	-	-
Dimming rearview mirror		-	-
Air Conditioner			
Manual air conditioning		■	■
Automatic air conditioning		-	-
Dual-zone automatic air conditioning		-	-
Rear air circulator		-	-
Safety and Security			
Active Stability and Traction Control [ASTC]		■	■
Emergency Stop Signal system [ESS]		■	■
Brake override system		■	■
Anti-lock Braking system [ABS]		■	■
Electronic Brake force Distribution [EBD]		■	■
Brake assist system		■	■
Parking sensor (Front and rear)		-	-
Cruise Control		-	-
Hill Descent Control (HDC)		-	-
Immobiliser		■	■
Passive safety		SRS airbag (Driver, passenger)	■
Passive safety	SRS airbag (Driver, passenger, drivers knee)	-	-
	SRS airbag (Driver, passenger, Side (fr), Curtain (Fr and Rr), Knee (driver)	-	-
		Passenger SRS airbag cut-off switch (Manual)	-
		Front 3-point seat belt with Emergency Locking Retractor [ELR]	■
		Double pretensioner (Driver) and pretensioner (Passenger)	-
		Height adjustable front seatbelt anchor	-
		Rear seat 3-point seatbelt with ELR	-
		ISO-FIX Child restraint seat anchor and tether anchor Rear x2	-
Navigation and Audio			
Smartphone-link Display Audio [SDA] (8-inch WVGA display)		-	-
AM/FM radio with Bluetooth® wireless technology		-	■
Smartphone-link Display Audio [SDA] Navigation system (9-inch WVGA display)		-	-

TRITON

NEXT-GEN

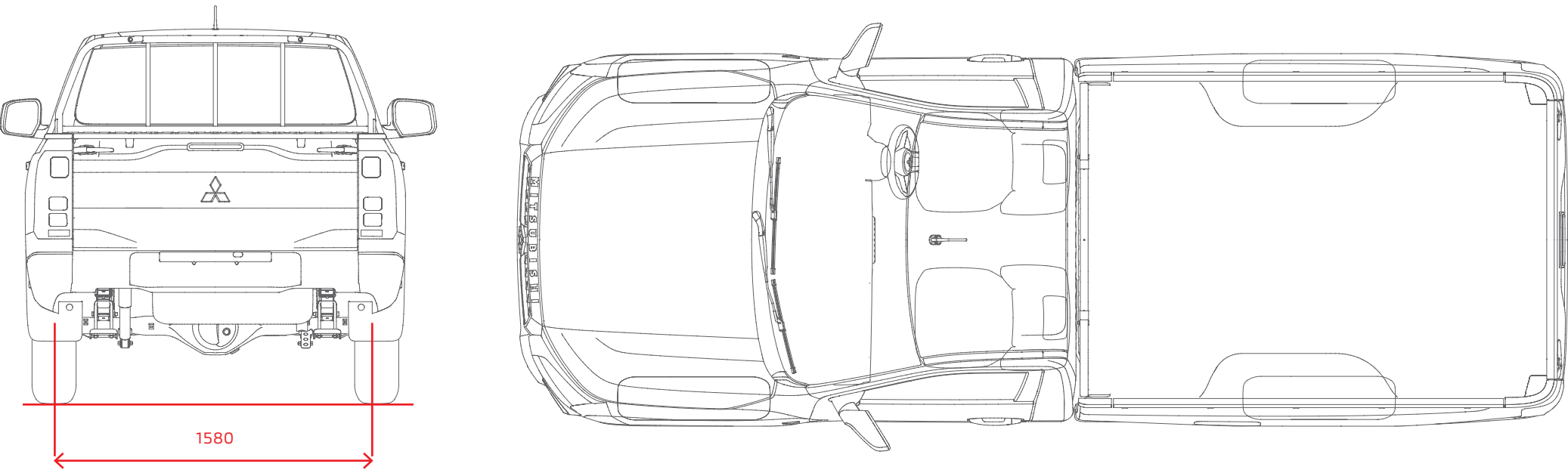
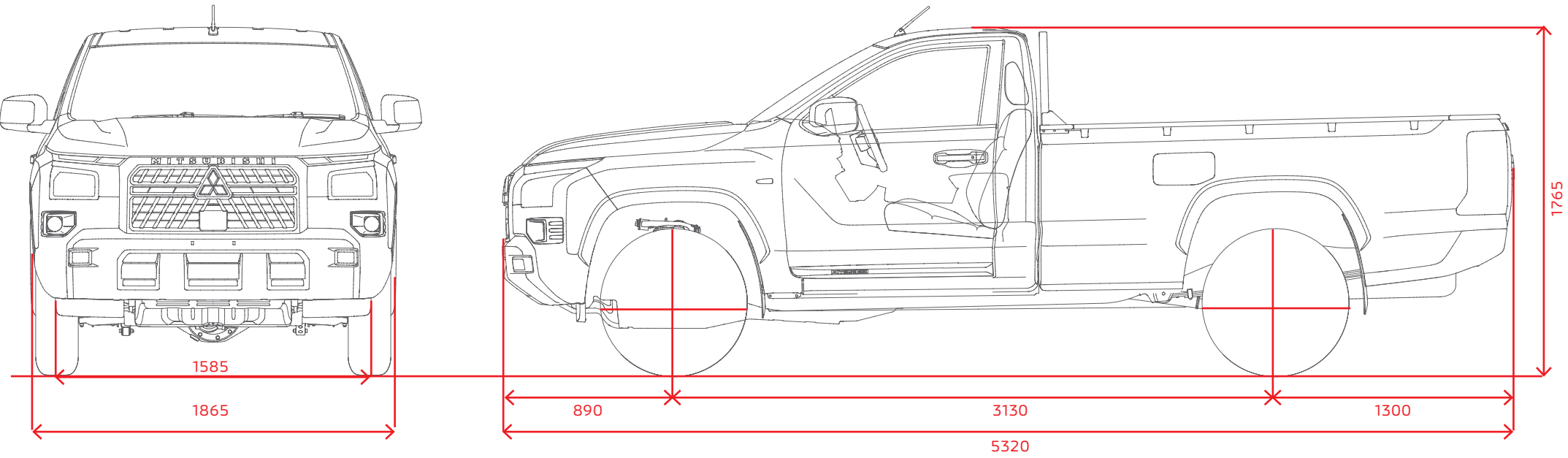
Single Cab Standard and Optional Equipment

- Standard
- Not available
- Optional



Models		GL	GL
Engine Detail		2.4L DI-SC	2.4L DI-SC
Type		2WD	4WD
Transmission Type		Manual	Manual
Navigation and Audio			
Speaker	2-Speaker	■	■
	4-Speaker	-	-
	6-Speaker	-	-
Hands-free phone and voice recognition		-	■
Steering wheel audio control		-	■
Lighting and Visibility			
Halogen headlight		■	■
LED headlight (High/low beam)		-	-
Auto light system with off switch		-	-
LED Daytime Running lamps [DRL]		-	-
Front turn signal (Bulb)		■	■
Side turn signal	Bulb type on bumper	■	■
	LED on door mirror	-	-
Position (Clearance) light	Bulb	■	■
	LED	-	-
Front fog light (LED)		-	-
Rear fog light (LED)		-	-
Stop light	Bulb	■	■
	LED	-	-
Tail light	Bulb	■	■
	LED	-	-
Rear turn signal	Bulb	■	■
	LED	-	-
Back-up light (Bulb)		■	■
License plate light (Bulb)		■	■
LED high-mount stop light		-	■
Welcome light		-	-
Coming home light		-	-
Convenience			
12V power outlet	Floor console	-	-
	Instrument panel	■	■
USB port for charging x2 (Rear console)		-	-
Rearview camera		-	-
Monitor with Moving Object Detection [MOD]		-	-
Hands-free phone		-	■
Microphone		-	■
Wireless charger		-	-
USB charging outlet x2		-	■
Tool set (Simple set, wheelnut wrench) and jack		■	■
Mass & Dimensions			
Tare/Kerb Weight (Kg)		1625	1795
G.V.M (Kg)		2570	2755
G.C.M (Kg) (if applicable)		-	4100
Length (mm)		5320	5320
Height (mm)		1700	1765
Width (mm)		1865	1865
Wheelbase (mm)		3130	3130
Towing capacity - braked (kg)		-	1800
Towing capacity - unbraked (kg)		-	750

SINGLE CAB (GL 4WD)



Note: **•ASTC:** The control capabilities of Active Stability and Traction Control [ASTC] are supplemental only. Please drive safely and never rely solely on these functions whilst driving. Be sure to use the same specified type and size of tyres on all 4 wheels. Do not instal any aftermarket limited slip differential on your vehicle. **•HSA:** Hill Start Assist [HSA] is not a substitute for safe driving. Never rely solely on this function whilst driving on steep roads. Your vehicle may move backwards if the brake pedal is heavily loaded, or if the road is very steep or slippery. This function is not designed to keep the vehicle stopped in place on uphill slopes for more than 2 seconds. Do not rely on this function to maintain a stopped position as an alternative to depressing the brake pedal. **•HDC:** Hill Descent Control [HDC] is not a substitute for safe driving. Never rely solely on this function whilst driving on steep roads. When driving on slippery roads such as muddy, icy, or unpaved roads, your vehicle will not allow you to stay at a certain low speed, which may lead to a serious accident.

Drivers are fully responsible for their own safe driving. Please drive safely and do not rely solely on these systems whilst driving. Please see the owner's manual for additional information. If you have any questions, please consult your local MITSUBISHI MOTORS dealer/distributor for details.

TRITON

NEXT-GEN

Double Cab Standard
and Optional Equipment

- Standard
- Not available
- Optional



Models	GL	GLS	GLS	GLS
Engine Detail	2.4L DI-DC	2.4L DI-DC	2.4L DI-DC	2.4L DI-DC
Type	4WD	2WD	4WD	4WD
Transmission Type	Manual	Auto	Manual	Auto
General				
Transmission Type	5 speed	6 speed	6 speed	6 speed
Max. Output:	81kW@4000rpm	135kW@3500rpm	135kW@3500rpm	135kW@3500rpm
Max. Torque:	200Nm@1000-3750rpm	430Nm@2250-2500rpm	430Nm@2250-2500rpm	430Nm@2250-2500rpm
Engine Type:	DOHC Intercooled Turbo	DOHC Intercooled Turbo	DOHC Intercooled Turbo	DOHC Intercooled Turbo
Ground Clearance:	221mm	228mm	228mm	228mm
Fuel System:	Common Rail Direct Injection	Common Rail Direct Injection	Common Rail Direct Injection	Common Rail Direct Injection
Fuel Tank Capacity:	75L	75L	75L	75L
Drivetrain and Chassis				
2WD	-	■	-	-
Easy Select 4WD	■	-	-	-
Super Select 4WD-II	-	-	■	■
Rear differential lock (without limited slip differential)	-	-	■	■
Front suspension (Double wishbone with coil spring)	■	■	■	■
Rear suspension (Nomal type)	-	■	■	■
Rear suspension (Elliptic leaf spring)	■	■	■	■
Rear suspension (Heavy duty type)	■	-	-	-
Front ventilated disk brake, 2-pot (diameter: 290mm)	■	-	-	-
Front ventilated disk brake, 2-pot (diameter: 320mm)	-	■	■	■
Rear drum brake (11,6-inch)	■	■	■	■
Tyre and Wheel	205R16C 8PR 110/108R with 16-inch steel wheels (Silver)	-	-	-
	265/60R18 (All-season tyre with 18-inch alloy wheels (Silver) Spare: 265/60R18 (All-season) tyre + 18-inch alloy wheel (Silver)	-	■	■
Driving Performance				
Drive Mode	-	-	■	■
Active Yaw Control [AYC]	-	-	■	■
Hill Start Assist [HAS]	■	■	■	■
Exterior				
Windscreen glass (Laminated glass with UV ray reduction)	■	■	■	■
Front bumper	Material black	-	-	-
	Gloss black	-	■	■
Front bumper garnish	Chrome	-	■	■
Front fog light bezel	Chrome	-	■	■
Front grille	Material black	■	-	-
	Colour-keyed	-	■	■
Wiper	Front windscreen - Variable Intermitted wiper (2-speed)	■	■	■
	Rain-sensing windscreen wiper	-	■	■
Windscreen washer (Nozzle type)	■	■	■	■
Rear window defogger with timer	■	■	■	■
Side step	Material black	■	■	■
Side door garnish (Material black)	■	-	-	-
Outer door handle	Material black	■	-	-
	Chrome	-	■	■
Door mirror	Electrically adjustable	■	■	■
	Heated Power folding mirror	-	■	■
	Material black	■	-	-
	Chrome	-	■	■
Rear bumper	■	■	■	■
Rear spoiler	-	■	■	■

Models	GL	GLS	GLS	GLS
Engine Detail	2.4L DI-DC	2.4L DI-DC	2.4L DI-DC	2.4L DI-DC
Type	4WD	2WD	4WD	4WD
Transmission Type	Manual	Auto	Manual	Auto
Exterior				
Rear gate handle	Pull-up type	■	-	-
	Material black	■	-	-
	Chrome	-	■	■
Rear gate lock		■	■	■
Cargo bed	Inner hook x4	■	-	-
Towing hook (Front)		■	■	■
Cockpit				
Multi-information display (3.5-inch colour LCD display)		■	-	-
	(7-inch colour LCD display)	-	■	■
Urethane steering wheel (3-spoke type)		■	-	-
Leather-wrapped steering wheel (3-spoke type)	-	■	■	■
Tilt and telescopic steering wheel	-	■	■	■
Gearshift Knob (Leather-wrapped)	-	■	■	■
Gearshift lever boot (Synthetic leather with stitch)	-	■	■	■
Parking brake lever		■	■	■
Release switch	Material	■	-	-
	Chrome	-	■	■
Seat				
Seat material	Vinyl	-	-	-
	Fabric with stitch	■	-	-
	Leather	-	■	■
Driver seat	Manual adjustable seat (Sliding, reclining)	■	-	-
	Manual adjustable seat (Sliding, reclining, single-height, lever type)	-	-	-
Passenger seat	Power seat (Sliding, reclining double-height, lumbar support)	-	■	■
	Manual adjustable seat (Sliding, reclining)	■	■	■
Seatback pocket with multiple pockets (Passenger side)		■	■	■
Front seat height adjustable headrest		■	■	■
Rear centre armrest (with cup hoder)		■	■	■
Interior				
Instrument panel accent	Material back	■	-	-
	Synthetic leather wrapped without stitch	-	■	■
Upper glove box	without lid	■	-	-
	with lid	-	■	■
Lower glove box		-	-	-
Floor console	Material Black	-	■	■
Floor console box	with lid	■	-	-
	with lid (Synthetic leather)	-	■	■
Cup holder for floor console x2		■	■	■
Central door locking system		■	■	■
Speed sensing automatic central door lock		■	■	■
Child safety lock		■	■	■
Remote keyless entry		■	■	■
Keyless Operation System [KOS]		-	■	■
Inner door handle	Material black	■	-	-
	Satin chrome	-	■	■
Front door armrest	Material black	■	-	-
	Synthetic leather without stitch	-	■	■
Power window switch panel (Material black)		■	■	■
Driver side door power window switch (Auto up/down and anti trap-fuction)		■	■	■

Models	GL	GLS	GLS	GLS
Engine Detail	2.4L DI-DC	2.4L DI-DC	2.4L DI-DC	2.4L DI-DC
Type	4WD	2WD	4WD	4WD
Transmission Type	Manual	Auto	Manual	Auto
Interior				
Passenger side and rear door power window switch (Up and down)		■	■	■
Key-off timer fuction		■	■	■
Room light	Front (Bulb)		■	■
	Rear (Bulb)	■	■	■
Front map light (Bulb)		■	■	■
Sunglass pocket		■	■	■
Floor carpet	Vinyl	-	-	-
	Needle punch	■	■	■
Sunvisor x2	Vanity mirror with lid and ticket holder (Driver's side)	■	■	■
	Vanity mirror with lid (Passenger's side)	■	■	■
	Dimming rearview mirror	-	-	-
Air Conditioner				
Manual air conditioning		■	-	-
Automatic air conditioning		-	■	■
Dual-zone automatic air conditioning		-	■	■
Rear air circulator		-	■	■
Safety and Security				
Active Stability and Traction Control [ASTC]		■	■	■
Emergency Stop Signal system [ESS]		■	■	■
Brake override system		■	■	■
Anti-lock Braking system [ABS]		■	■	■
Electronic Brake force Distribution [EBD]		■	■	■
Brake assist system		■	■	■
Parking sensor (Front and rear)		-	■	■
Cruise Control		-	■	■
Hill Descent Control [HDC]		-	-	■
Immobiliser		■	■	■
Passive safety	SRS airbag (Driver, passenger, drivers knee)	■	-	-
	SRS airbag (Driver, passenger, Side (fr), Curtain (Fr and Rr), Knee (driver)	-	■	■
	Passenger SRS airbag cut-off switch (Manual)	-	■	■
	Front 3-point seat belt with Emergency Locking Retractor [ELR]	■	■	■
	Double pretensioner (Driver) and pretensioner (Passenger)	■	■	■
	Height adjustable front seatbelt anchor	-	■	■
	Rear seat 3-point seatbelt with ELR	■	■	■
	ISO-FIX Child restraint seat anchor and tether anchor Rear x2	■	■	■
Navigation and Audio				
Smartphone-link Display Audio [SDA] (8-inch WVGA display)		-	■	■
Speaker	2-speaker	■	-	-
	4-speaker	-	-	-
	6-speaker	-	■	■
Hands-free phone and voice recognition		■	■	■
Steering wheel audio control		■	■	■

TRITON

NEXT-GEN

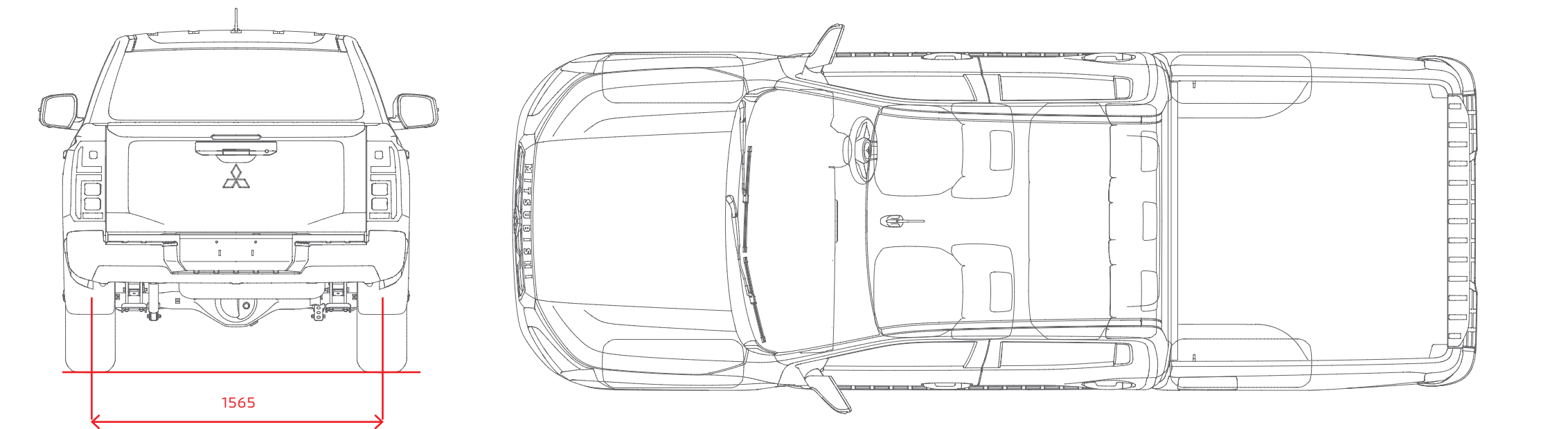
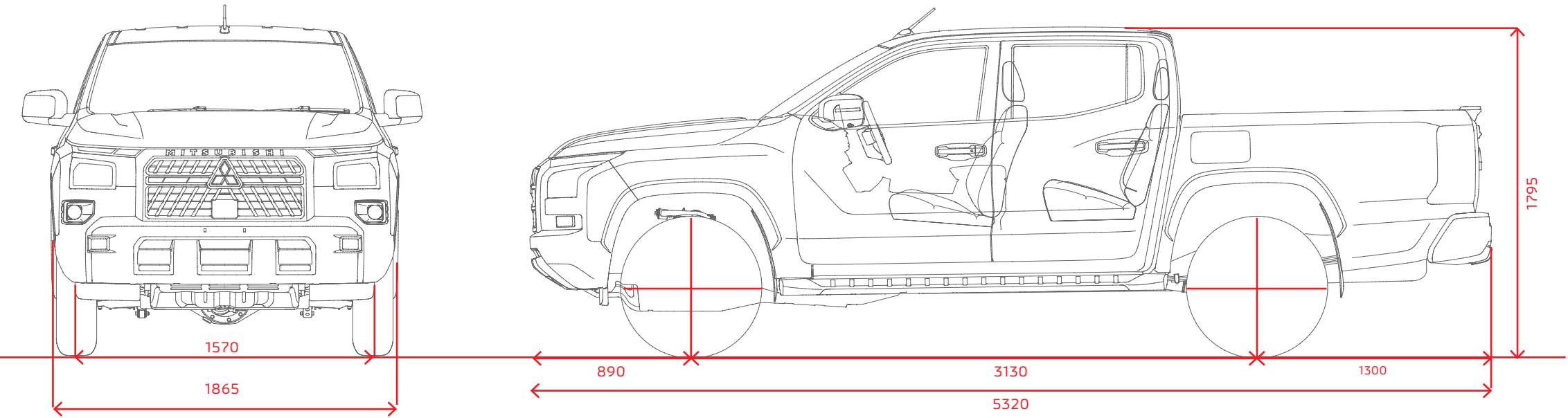
Double Cab Standard
and Optional Equipment

- Standard
- Not available
- Optional



Models		GL	GLS	GLS	GLS
Engine Detail		2.4L DI-DC	2.4L DI-DC	2.4L DI-DC	2.4L DI-DC
Type		4WD	2WD	4WD	4WD
Transmission Type		Manual	Auto	Manual	Auto
Lighting and Visibility					
Halogen headlight		■	-	-	-
LED headlight (High/low beam)		-	■	■	■
Auto light system with off switch		-	■	■	■
LED Daytime Running lamps [DRL]		-	■	■	■
Front turn signal (Bulb)		■	■	■	■
Side turn signal	Bulb type on bumper	■	-	-	-
	LED on door mirror	-	■	■	■
Position (Clearance) light	Bulb	■	-	-	-
	LED	-	■	■	■
Front fog light (LED)		-	■	■	■
Rear fog light (LED)		-	■	■	■
Stop light	Bulb	■	-	-	-
	LED	-	■	■	■
Tail light	Bulb	■	-	-	-
	LED	-	■	■	■
Rear turn signal	Bulb	■	■	■	■
	LED	-	-	-	-
Back-up light (Bulb)		■	■	■	■
License plate light (Bulb)		■	■	■	■
LED high-mount stop light		■	■	■	■
Welcome light		-	■	■	■
Coming home light		-	■	■	■
Convenience					
12V power outlet	Floor console	-	■	■	■
	Instrument panel	■	■	■	■
USB port for charging x2 (Rear console)		-	■	■	■
Rearview camera		-	■	■	■
Hands-free phone		■	■	■	■
Microphone		■	■	■	■
Wireless charger		-	■	■	■
USB charging outlet x2		-	■	■	■
Jack and Tool set (Simple set, wheelnut wrench)		■	■	■	■
Mass & Dimensions					
Tare/Kerb Weight (kg)		1865	1865	1965	1965
G.V.M (kg)		2755	2980	3000	3000
G.C.M (kg) (if applicable)		4100	6000	6000	6000
Length (mm)		5320	5320	5320	5320
Height (mm)		1775	1795	1795	1795
Width (mm)		1865	1865	1865	1865
Wheelbase (mm)		3130	3130	3130	3130
Towing capacity - braked (kg)		1800	3500	3500	3500
Towing capacity - unbraked (kg)		750	750	750	750

DOUBLE CAB (GLS)



Note: **•ASTC:** The control capabilities of Active Stability and Traction Control [ASTC] are supplemental only. Please drive safely and never rely solely on these functions whilst driving. Be sure to use the same specified type and size of tyres on all 4 wheels. Do not instal any aftermarket limited slip differential on your vehicle. **•HSA:** Hill Start Assist [HSA] is not a substitute for safe driving. Never rely solely on this function whilst driving on steep roads. Your vehicle may move backwards if the brake pedal is heavily loaded, or if the road is very steep or slippery. This function is not designed to keep the vehicle stopped in place on uphill slopes for more than 2 seconds. Do not rely on this function to maintain a stopped position as an alternative to depressing the brake pedal. **•HDC:** Hill Descent Control [HDC] is not a substitute for safe driving. Never rely solely on this function whilst driving on steep roads. When driving on slippery roads such as muddy, icy, or unpaved roads, your vehicle will not allow you to stay at a certain low speed, which may lead to a serious accident.

Drivers are fully responsible for their own safe driving. Please drive safely and do not rely solely on these systems whilst driving. Please see the owner's manual for additional information. If you have any questions, please consult your local MITSUBISHI MOTORS dealer/distributor for details.



TRITON

NEXT-GEN

Icons Collection Specifications

- ☐ Standard
- ☐ Not available
- ☐ Optional

Models	GLS	GLS
Engine Detail	2.4L DI-DC	2.4L DI-DC
Type	2WD	4WD
Transmission Type	Auto	Auto
Icons Collection		
EDITION 46 PACKAGE		
Tailgate assist	-	<input type="checkbox"/>
Tailgate lock	-	<input type="checkbox"/>
Grill emblem silver	-	<input type="checkbox"/>
B-pillar foil	-	<input type="checkbox"/>
Door handle protector (inner)	-	<input type="checkbox"/>
Side door moulding kit	-	<input type="checkbox"/>
Side window deflector kit	-	<input type="checkbox"/>
Under bumper tow bar	-	<input type="checkbox"/>
Roof rails (black)	-	<input type="checkbox"/>
4x4 super select11 edition 46 side decal set	-	<input type="checkbox"/>
Dunlop tyres 265/65 R18 AT3G wlt	-	<input type="checkbox"/>
Load bin rubberizing	-	<input type="checkbox"/>
Black nudge bar	-	<input type="checkbox"/>
Raw suspension kit 40mm lift kit - optional extra	-	<input type="checkbox"/>
Black canopeak canopy, roof rack & kitchen with table	-	<input type="checkbox"/>
XTREME PACKAGE		
Tailgate assist	<input type="checkbox"/>	<input type="checkbox"/>
Tailgate lock	<input type="checkbox"/>	<input type="checkbox"/>
Grill emblem black	<input type="checkbox"/>	<input type="checkbox"/>
B-pillar foil	<input type="checkbox"/>	<input type="checkbox"/>
Door handle protector (inner)	<input type="checkbox"/>	<input type="checkbox"/>
Fender arch molding kit	<input type="checkbox"/>	<input type="checkbox"/>
Side door moulding kit (bolt in door type)	<input type="checkbox"/>	<input type="checkbox"/>
Side window deflector kit	<input type="checkbox"/>	<input type="checkbox"/>
Tonneau cover black	<input type="checkbox"/>	<input type="checkbox"/>
Sports bar (black)	<input type="checkbox"/>	<input type="checkbox"/>
Roof rails	<input type="checkbox"/>	<input type="checkbox"/>
Door handle outer covers (black with lock/unlock prov)	<input type="checkbox"/>	<input type="checkbox"/>
Head lamp covers	<input type="checkbox"/>	<input type="checkbox"/>
Daytime running lamp covers	<input type="checkbox"/>	<input type="checkbox"/>
Fog lamp covers	<input type="checkbox"/>	<input type="checkbox"/>
Tail lamp covers	<input type="checkbox"/>	<input type="checkbox"/>
Mirror covers	<input type="checkbox"/>	<input type="checkbox"/>
Front bumper chrome covers (clip in bolt style)	<input type="checkbox"/>	<input type="checkbox"/>
Fuel lid cover	<input type="checkbox"/>	<input type="checkbox"/>
Xtreme & 4x4 decal combined	<input type="checkbox"/>	<input type="checkbox"/>
Dunlop AT5 tyres 265/65 R17 - tyres	<input type="checkbox"/>	<input type="checkbox"/>
Mag wheels - block ET0619317x9	<input type="checkbox"/>	<input type="checkbox"/>
Wheel spanner	<input type="checkbox"/>	<input type="checkbox"/>
Load bin rubberizing	<input type="checkbox"/>	<input type="checkbox"/>

Models	GLS	GLS
Engine Detail	2.4L DI-DC	2.4L DI-DC
Type	2WD	4WD
Transmission Type	Auto	Auto
Icons Collection		
ATHLETE PACKAGE		
Tailgate assist	<input type="checkbox"/>	<input type="checkbox"/>
Tailgate lock	<input type="checkbox"/>	<input type="checkbox"/>
Grill emblem silver	<input type="checkbox"/>	<input type="checkbox"/>
B-pillar foil	<input type="checkbox"/>	<input type="checkbox"/>
Door handle protector (inner)	<input type="checkbox"/>	<input type="checkbox"/>
Fender arch molding kit slimline gloss	<input type="checkbox"/>	<input type="checkbox"/>
Side window deflector kit	<input type="checkbox"/>	<input type="checkbox"/>
Securilid - electric roller cover (extra for electric & manual) - optional extra	<input type="checkbox"/>	<input type="checkbox"/>
Sport bar (black & silver)	<input type="checkbox"/>	<input type="checkbox"/>
Roof rails	<input type="checkbox"/>	<input type="checkbox"/>
Door handle outer covers (black)	<input type="checkbox"/>	<input type="checkbox"/>
Head lamp covers	<input type="checkbox"/>	<input type="checkbox"/>
Daytime running lamp covers	<input type="checkbox"/>	<input type="checkbox"/>
Fog lamp covers	<input type="checkbox"/>	<input type="checkbox"/>
Tail lamp covers	<input type="checkbox"/>	<input type="checkbox"/>
Mirror covers	<input type="checkbox"/>	<input type="checkbox"/>
Front bumper chrome covers black off	<input type="checkbox"/>	<input type="checkbox"/>
Decal athlete	<input type="checkbox"/>	<input type="checkbox"/>
Dunlop AT5 tyres 265/65 R17 - tyres	<input type="checkbox"/>	<input type="checkbox"/>
17 inch black 8.53 mag wheel (Nuts & locating ring)	<input type="checkbox"/>	<input type="checkbox"/>
Centre cap mag wheel decal 55mm pack	<input type="checkbox"/>	<input type="checkbox"/>
Wheel spanner	<input type="checkbox"/>	<input type="checkbox"/>
Load bin rubberizing	<input type="checkbox"/>	<input type="checkbox"/>





**MITSUBISHI
MOTORS**

Drive your Ambition